

MAZIC Claro Press

Pressable Lithium Disilicate Glass Ceramic Ingot



***Variety of Shade · High Flexural Strength ·
Excellent Fracture Strength · Excellent Esthetics***





Excellent Esthetics and Durability!

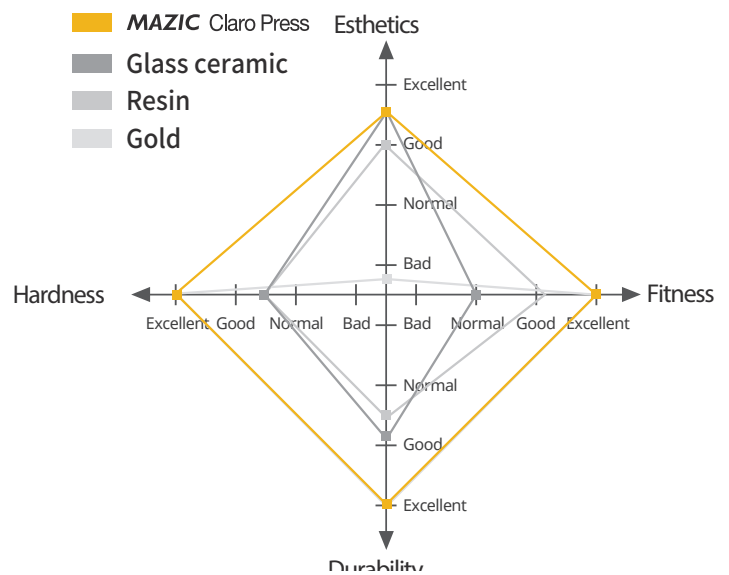
- Various translucency and shade
- High strength and excellent fracture toughness
- Excellent durability and high biocompatibility
- Light refraction and optical properties similar to enamel
- Precise fit with less reactive layer after pressing
- Outstanding press compatible with various investment materials
- Optimal hardness for easy adjustment of prosthesis.



MAZIC Claro Press

MAZIC Claro Press, as a lithium disilicate glass ceramic ingot, is to produce dental restorative material that makes inlays, onlays, veneers, crowns and bridges. Having a variety of shade to be applied to a suitable color to the natural teeth of the patient, the prosthesis can be manufactured through normal pressing process. It has high flexural strength and excellent fracture strength and the reaction layer after pressing is so insignificant that precise fitting is possible. Build-up, stain, and glaze workings can be done with **MAZIC Claro Press**, so you can express aesthetics similar to natural teeth in various ways according to the case. **MAZIC Claro Press** has a high flexural strength of 450MPa and can be used more reliably than other zirconia Reinforced Lithium Silicate Glass Ceramic because it does not change the translucency and shade even if it is fired many times.

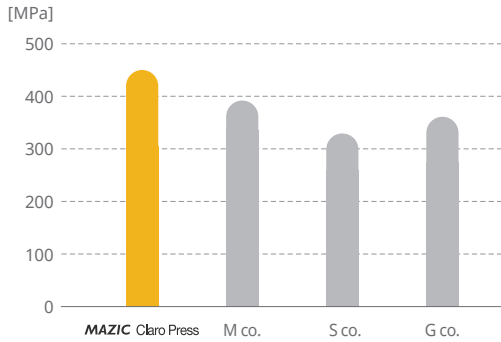
Physical properties comparison in Inlay application



MAZIC Claro Press shows outstanding fitness, flexural strength and fracture toughness more than glass ceramic in feldspar series and indirect resin.

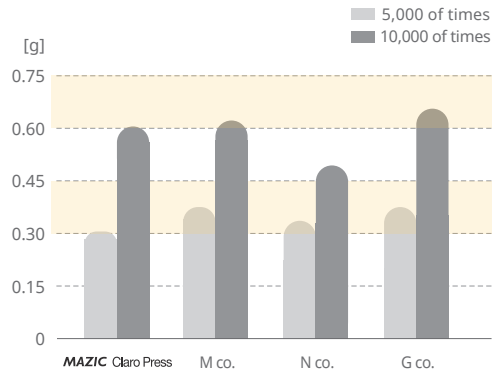
Also, esthetics by **MAZIC Claro Press** is the most similar to natural teeth. You can achieve the best esthetic prosthesis by using **MAZIC Claro Press**.

Flexural Strength



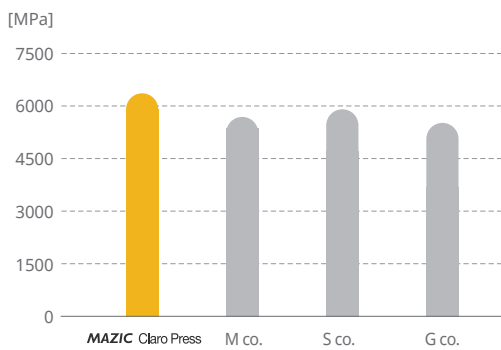
High flexural strength makes possible to use the material for a long time in oral.

Wear Resistance



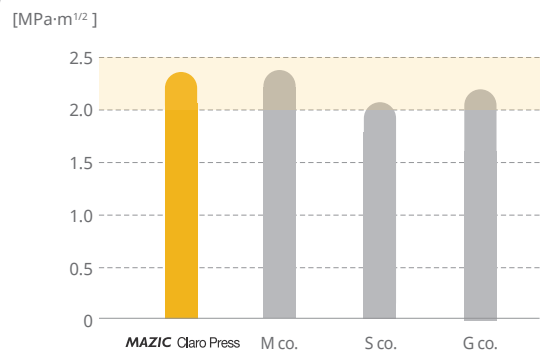
High wear resistance makes long-term use due to the high resistance to chewing and surface wear by food or toothpaste.

Vickers Hardness



High vickers hardness increases resistance to micro-wear.

Fracture Toughness



High fracture toughness decreases possibility of fracture by shock and others.

Reaction Layer



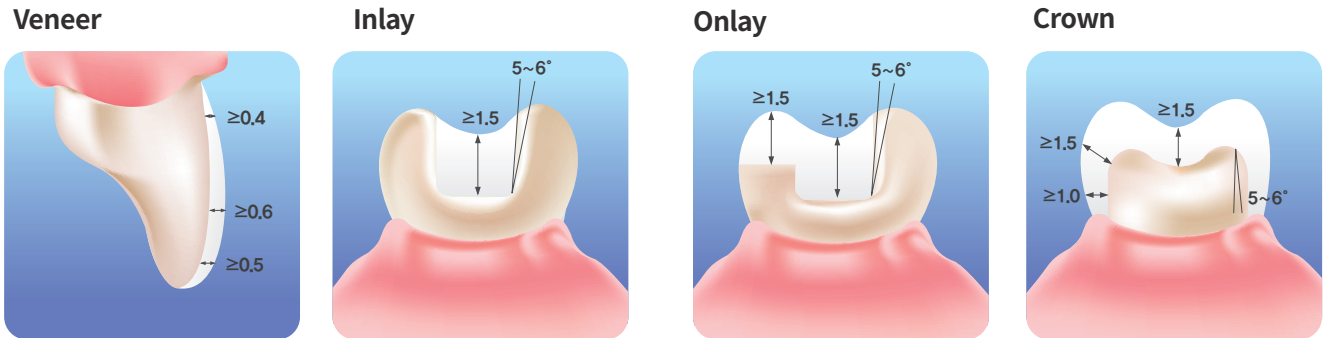
Since the reaction layer is insignificant after pressing process, it can be precisely fitted and post-processing is easy. Check the fit of the proximal and occlusal surface of prosthesis and teeth. Trim the rough areas.

Comparison of Fluorescence

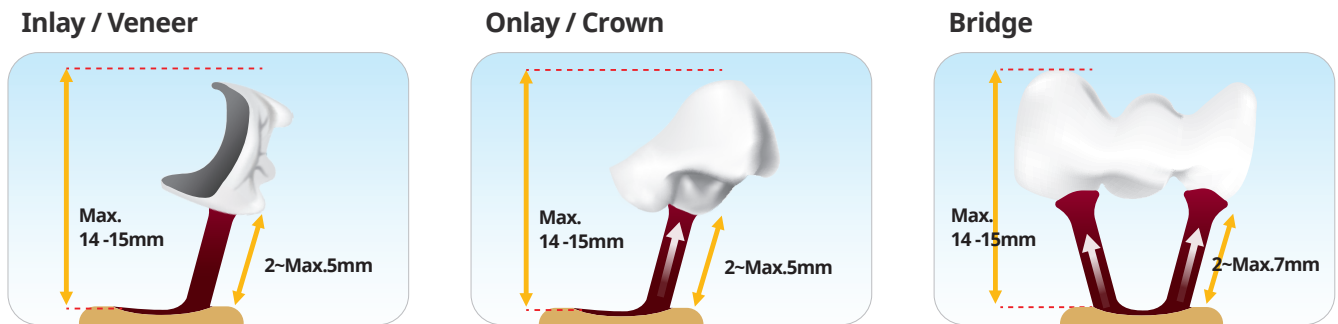


Suitable for esthetic prosthesis by natural tooth-like fluorescence of MAZIC Claro Press compared to zirconia.

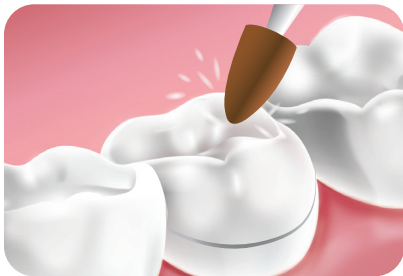
Preparation Guidelines



Sprue Guidelines

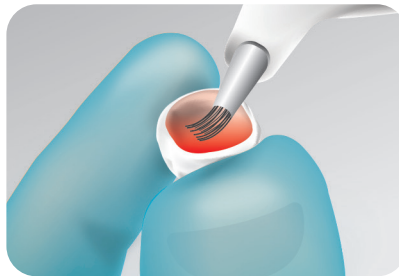


Cementation Guidelines



1. Intraoral Try-in

Check out proximate and occlusal surface between prosthesis and teeth. Trim the surface.



2. Etching

Etch inside of prosthesis with 5% of Hydro fluoric acid for 20 sec. and clean by neutralizing agent.



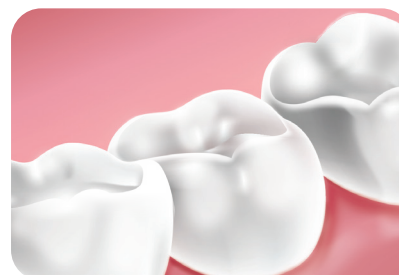
3. Silanate

Before cementation, apply silane primer and dry for 60 sec.



4. Cementation

Apply high performance self-adhesive or adhesive resin cements.



5. Final Restoration

Hold restorations in place until cement sets. And remove excess cement.



MAZIC® Claro Press Investing

MAZIC Vest HS


MAZIC Vest HS is a high-performance phosphate-bonded investment, that is designed to use the casting of all metals and pressable ceramics (MAZIC Claro Press). It is possible to be used for various restorations such as Analys, Crowns or Bridges.



1. Mixing

Put the mixed liquid in the container and add powder. After mixing in a vibrator, stir in a vacuum for 1 minute.

※ Mixing time should be adjusted according to temperature and humidity.



2. Sprueing

Attach the wax pattern to the silicon ring according to the sprueing guidelines.



3. Investing

Slowly pour the mixed investment so that it continues to fill the investment ring.



The excess investment material exits through the hole.

※ It is more effective to use a vibrator to remove air bubbles in investment materials.

Mixing ratio according to materials and indications

Materials & Indications		Mixing Ratio		100g		200g	
		Liquid (ml)	Dist. Water (ml)	Liquid (ml)	Dist. Water (ml)		
Non-Precious	Ni-Cr, Co-Cr	20	5	40	10		
Precious	Gold	16.5	8.5	33	17		
Pressable Ceramic	Inlay	13	12	26	24		
	Crown, Veneer	15	10	30	20		

Clinical Cases

MAZIC Claro Press has the applications in single restoration unit such as Inlays, Onlays, Venners, Full Crown and Implant Crown.

Case 1



Case 2



Product Line-up

Nano-hybrid Ceramic

MAZIC Duro



Nano hybrid ceramic takes advantage of both elasticity, easy workability from the advantage of high-density hardening matrix and the strength, discoloration resistance and esthetics from the advantage of ceramic.

Long-term Temporary Restorative Resin Blank

MAZIC Pro



The next-generation in hybrid temporary restorative material consists of 10nm fine-particles and pearl type polymer. And it has a different aesthetic and workability compared to conventional PMMA for temporary prosthesis manufacturing.

Pre-sintered Zirconium Oxide Blanks (Y-TZP)

MAZIC Zir



The zirconia stabilized by yttrium oxide protects the material against cracks and increases the tensile and compressive strength. MAZIC Zir consists of 3 types of translucency according to purpose of use and it provides various shades and shapes.

MAZIC Claro Press Pressing Schedule

	Size	Investment Ring (g)	Start Temp (°C)	Heating Rate (°C / min.)	Final Temp (°C)	Holding Time (min.)	Pressing (µm / min.)	Vacuum On (°C)	Vacuum Off (°C)
HT	10T	100	700	60	910	15	300	700	910
LT	10T	100			915	15	300		915
MO	10T	100			915	15	300		915
HO	10T	100			910	15	300		910

Order Information



Type	Small (S)	
Size	10T	
Shade	HT	A1, A2, A3, A3.5, A4, B1, B2, B3, B4, C1, C2, C3, C4, D2, D3, D4 BL1, BL2, BL3, BL4
	LT	A1, A2, A3, A3.5, A4, B1, B2, C1, C2, C3, D2, D3, D4 BL1, BL2, BL3
	MO	0, 1, 2, 3, 4
	HO	0, 1, 2

High-performance Phosphate-bonded Investment

MAZIC Vest HS



MAZIC Vest HS is a high-performance phosphate-bonded investment, that is designed to use the casting of all metals and pressable ceramics (MAZIC Claro Press). The investment is possible to be used for various restorations such as metal, pressable ceramic and others.

Self-Adhesive Universal Resin Cement

U-Cem Premium



U-Cem Premium is a dual-cured self adhesive resin cement that requires no pre-treatment. This material shows high bonding strength on various prosthesis in Zirconia, Metal, Composite resin, Glass ceramic and no micro-leakage. Also, it is easy to use and to remove excess cement.

Surface Pretreatment Primer

MAZIC Primer



MAZIC Primer improves bonding strength between resin cement and indirect restoration such as zirconia, metal glass ceramic, lithium disilicate glass ceramic and composite resin.

MAZIC Claro Press

Pressable Lithium Disilicate Glass Ceramic Ingot

